



**CENTERSTONE INVESTORS** was founded in 2016 by highly regarded Global Value investor, Abhay Deshpande. Launched to provide our clients with a nimble and flexible, value-oriented investment approach, Centerstone is a New York-based, privately owned SEC-registered investment advisor offering niche investment vehicles. We are heavily focused on the fundamental analysis of businesses and pride ourselves on our employee ownership culture, creating alignment with our investors.

### DISTINCT INVESTMENT APPROACH

Successful investing requires a strong dose of common sense. As a result, we approach security analysis from a different perspective. We are business analysts, not “equity” analysts. Business analysis is a more holistic approach which includes the entirety of a firm’s capital structure and allows us, in our opinion, to more accurately gauge the prospects for impairment in business value.

As the name of the firm states, we are *investors*, which implies a long-term time horizon. Since most peers operate on an annual cycle, they attempt to maximize short-term gains. Being privately owned with an employee ownership culture allows us, in our opinion, to more effectively align our interests with our investors.

We define risk simply as the chance for permanent loss of capital. Our distinct investment approach seeks to minimize losses at a portfolio level by trying to have adequate diversification of risks. We will default to cash and high quality bonds in the absence of qualifying investments. It is our belief that our risk management techniques on a security-level and portfolio-level attempt to address the risk most commonly defined by shareholders: volatility.

*“Successful investing requires a strong dose of common sense. As a result, we approach security analysis from a different perspective. We are business analysts, not ‘equity’ analysts.”*

There is no guarantee that any investment will achieve its objectives. No amount of diversification can ensure profits or prevent losses.

### STRONG FOUNDATION



One hundred percent founder & employee owned



Emphasis on firm, portfolio & security level risk precautions

- ♦ Chief Investment Officer co-managed vast majority of \$100 billion, comprised of global and international strategies over past decade
- ♦ Five-person investment team with an average of 15 years of experience
- ♦ Institutional infrastructure including a staffed back office and compliance
- ♦ By design, management’s interests are fully aligned with investors
- ♦ Significant amount of management’s net worth invested in the firm

### COMPETITIVE EDGE



Successfully navigated tech bubble of early-2000s and credit bubble of late-2000s



Flexible and nimble investment approach focused on global securities across industries, market caps and capital structure

- ♦ Time-tested and proven bottom-up research approach
- ♦ Emphasis on risk management techniques seeking to reduce probability of permanent impairment of capital
- ♦ On-site due diligence with strong relationships across globe
- ♦ Intent to limit capacity to uphold integrity of client investments
- ♦ Tight-knit team that utilizes a collaborative approach


**OBJECTIVE**

Seeks to generate long-term growth of capital by investing across the globe


**UNIVERSE**

Global investments across industries, market capitalizations and capital structure


**FOCUS**

Invest in global equities and fixed income, with a bottom-up value approach. Weightings will vary depending on opportunities

**INCEPTION DATE**

May 3, 2016

**PORTFOLIO MANAGER**

Abhay Deshpande, CFA

**CLASS I ♦ CENTX**
**CLASS A ♦ CETAX**
**CLASS C ♦ CENNX**
**PORTFOLIO CHARACTERISTICS**

<b>Total Net Assets</b>	\$239.8M
<b># of Equity Holdings</b>	77
<b># of Fixed Income Holdings</b>	26
<b>Weighted Market Capitalization</b>	32.2B
<b>Median Market Capitalization</b>	12.6B
<b>Price to Book</b>	2.19
<b>Price to Earnings</b>	18.45
<b>Portfolio Turnover</b>	14.26% <sup>‡</sup>
<b>Hedge</b>	Flexible currency hedging strategy
<b>Dividend Frequency</b>	Annual
<b>Morningstar Category</b>	World Allocation
<b>Lipper Classification</b>	Flexible Portfolio

<sup>‡</sup> As of September 30, 2017. Not annualized.

**Weighted Market Capitalization** is the market capitalization (market price multiplied by the number of shares outstanding) weighted to the data set's composition. **Median Market Capitalization** is the midpoint of market capitalization of the stocks in a portfolio. **Price To Book** is the ratio used to compare a stock's market value to its book value. It is calculated by dividing the prior day's closing price of the stock by the most recent available book value per share. **Price To Earnings** is the ratio for valuing a company that measures its current share price relative to its per-share earnings. It is calculated by dividing market value per share by earnings per share.

**PERFORMANCE**

	1 Month	3 Month	6 Month	1 Year	Since Inception*
<b>Class I (CENTX)</b>	1.69%	3.30%	5.63%	13.93%	10.48%
<b>Class A (CETAX)</b>	1.64	3.16	5.40	13.49	10.13
<b>Class A (CETAX) with Sales Charge<sup>†</sup></b>	-3.41	-2.03	0.16	7.83	6.77
<b>Class C (CENNX)</b>	1.55	2.99	4.95	12.71	9.63
<b>MSCI ACWI Index</b>	1.61	5.73	11.21	23.97	18.50
<b>MSCI World Index</b>	1.35	5.51	10.61	22.40	17.59

\* Inception date is May 3, 2016

<sup>†</sup> Class A Maximum Sales Charge is 5.00%

The performance data quoted here represents past performance. Current performance may be lower or higher than the performance data quoted above. Past performance is no guarantee of future results. The investment return and principal value of an investment will fluctuate so that investor's shares, when redeemed, may be worth more or less than their original cost. The Fund's investment advisor has contractually agreed to reduce its fees and/or absorb expenses of the Fund, at least until March 31, 2019, to ensure that the net annual Fund operating expenses will not exceed 1.35%, 2.10% and 1.10% of the Investors Fund's average net assets, for Class A, Class C and Class I shares, respectively, subject to possible recoupment from the Fund in future years. Without these waivers, the Fund's total annual operating expenses, including acquired fund fees of 0.03%, would be 2.58%, 3.89% and 2.45% respectively. Please review the Fund's prospectus for more information regarding the Fund's fees and expenses. For performance information current to the most recent month-end, please call toll-free 877.314.9006. Investors are not able to invest directly in the indices referenced in the illustration above and unmanaged index returns do not reflect any fees, expenses or sales charges. Definitions for the indices can be found on page 4.

**TOP 10 HOLDINGS<sup>§</sup>**

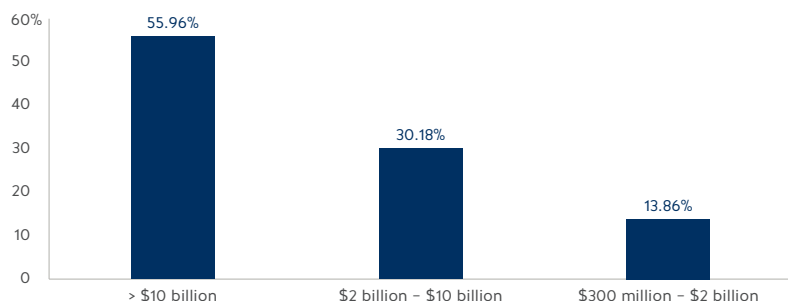
	% of Portfolio		% of Portfolio
<b>Gold &amp; Gold-Related (US)</b>	4.85%	<b>Air Liquide (FRA)</b>	1.72%
<b>Target (US)</b>	2.17	<b>Tapestry (US)</b>	1.70
<b>Grainger (US)</b>	2.04	<b>Vopak (NLD)</b>	1.68
<b>Mosaic (US)</b>	1.75	<b>TransCanada (CAN)</b>	1.60
<b>Colgate-Palmolive (US)</b>	1.73	<b>Matas (DNK)</b>	1.51
<b>TOTAL</b>		<b>TOTAL</b>	<b>20.75%</b>

<sup>§</sup> Holdings in cash, cash equivalents and short term instruments have been excluded.

The security holdings are presented to illustrate examples of the securities that the Fund has bought and the diversity of areas in which the Fund may invest, and may not be representative of the Fund's current or future investments. Portfolio holdings are subject to change and should not be considered investment advice.

The Investors Fund is new and has a limited history of operation. An investment in the Fund entails risk including possible loss of principal. There can be no assurance that the Fund will achieve its investment objective.

MARKET CAPITALIZATION ALLOCATION\*\*



# Percentage of equity.

FUND FACTS

	Class I	Class A	Class C
<b>Ticker</b>	CENTX	CETAX	CENN
<b>Minimum Investment</b>	\$100,000	\$2,500	\$2,500
<b>Maximum Sales Charge</b>	None	5.00%	None
<b>Maximum CDSC</b>	None	1.00% <sup>1</sup>	1.00% <sup>2</sup>
<b>Distribution &amp; Service (12b-1) Fees</b>	None	0.25%	1.00%
<b>Redemption Fees<sup>3</sup></b>	2.00%	2.00%	2.00%
<b>Management Fees</b>	0.90%	0.90%	0.90%
<b>Net Total Expense Ratio<sup>4</sup></b>	1.13%	1.38%	2.13%

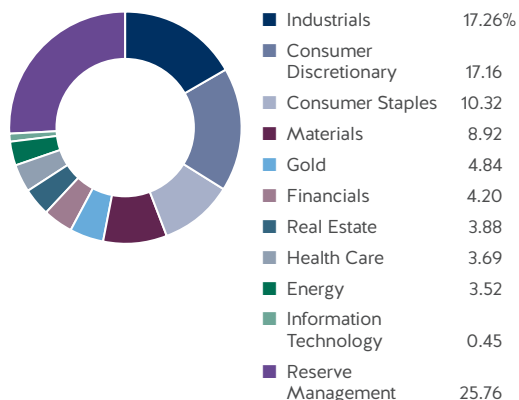
1 A maximum contingent deferred sales charge ("CDSC") of 1.00% may apply to certain redemptions of Class A shares made within the first 18 months of their purchase when an initial sales charge was not paid on the purchase.

2 If you redeem Class C shares within 12 months after purchase, you will be charged a CDSC of up to 1.00%. The charge will apply to the lesser of the original cost of the Class C shares being redeemed or the proceeds of your redemption. Please see the current prospectus for additional information.

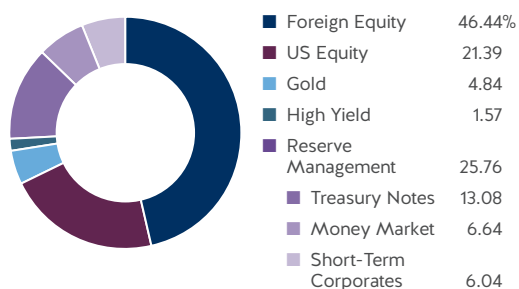
3 As a percentage of amounts redeemed within 30 days of purchase.

4 Pursuant to an operating expense limitation agreement between Centerstone Investors LLC (the "Advisor") and the Centerstone Investors Trust (the "Trust"), the Advisor has agreed to waive its fees and/or absorb expenses of the Investors Fund to ensure that Total Annual Fund Operating Expenses (excluding any front-end or contingent deferred loads, brokerage fees and commissions, acquired fund fees and expenses, borrowing costs (such as interest and dividend expense on securities sold short), taxes and extraordinary expenses such as litigation) of the Investors Fund do not exceed 1.35%, 2.10% and 1.10%, of average net assets, for Class A, Class C and Class I shares, respectively, through March 31, 2019. Acquired Fund fees are estimated to be 0.03% and are included in net total expense ratio. Please see the current prospectus for additional information.

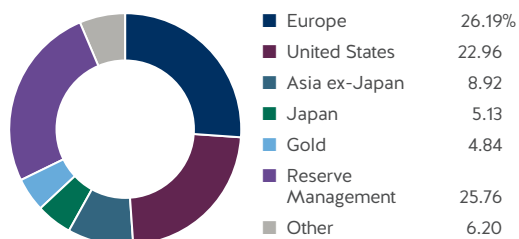
SECTOR ALLOCATION\*\*



ASSET ALLOCATION\*\*



REGION ALLOCATION\*\*



\*\* Percentage of portfolio including income. Portfolio allocations are subject to change and should not be considered investment advice.

## Abhay Deshpande, CFA

### CHIEF INVESTMENT OFFICER



Mr. Deshpande founded Centerstone Investors and serves as the Chief Investment Officer. He has more than 25 years of experience researching and investing in businesses globally.

Prior to establishing Centerstone, Mr. Deshpande was a Portfolio Manager at First Eagle Investment Management, advisor to the Global and Overseas strategies that comprised the vast majority of the firm's approximately \$100 billion in assets under management. During his 15-year tenure, his responsibilities included hiring and training analysts, along with leading the research team during times of market turbulence. He spearheaded the research efforts during both the 2001 technology and 2008 credit crises, and in both cases his direct efforts helped clients minimize losses, and ultimately thrive, during his career at First Eagle.

Previously, Mr. Deshpande was a Research Analyst with Harris Associates, advisor to Oakmark International Fund and other International and Global products. He also was an Analyst for Morningstar responsible for following a variety of International mutual funds. He began his career at a boutique investment advisor in Louisville, KY.

Mr. Deshpande holds a BS in Finance from the University of Louisville. He is a CFA Charterholder and a member of the New York Society of Security Analysts.

The **MSCI ACWI Index** is a free float-adjusted market capitalization weighted index that is designed to measure the equity market performance of developed and emerging markets. The index is not available for direct investment.

The **MSCI World Index** is a free float-adjusted market capitalization weighted index that is designed to measure the equity market performance of developed markets. The index is not available for direct investment. Both indices provide total returns in US dollars with net dividends reinvested.

Investments in foreign securities could subject the Fund to greater risks including, currency fluctuation, economic conditions, and different governmental and accounting standards. Foreign common stocks and currency strategies will subject the Fund to currency trading risks that include market risk, credit risk and country risk. There can be no assurance that the Fund's currency hedging strategy will reduce risk or that hedging transactions will be either available or cost effective. The Fund's use of derivative instruments involves risks different from, or possibly greater than, the risks associated with investing directly in securities and other traditional investments.

Domestic economic growth and market conditions, interest rate levels, and political events are among the factors affecting the securities markets in which the Fund invests. Value investing involves buying stocks that are out of favor and/or undervalued in comparison to their peers or their prospects for growth. There is a risk that issuers and counterparties will not make payments on securities and other investments held by the Fund, resulting in losses to the Fund.

Our value strategy may not meet its investment objective and you could lose money by investing in the Centerstone Funds. Value investing involves the risk that such securities may not reach their expected market value, causing the Funds to underperform other equity funds that use different investing styles.

In general, a rise in interest rates causes a decline in the value of fixed income securities owned by the Fund. The Fund may invest, directly or indirectly, in "junk bonds." Such securities are speculative investments that carry greater risks than higher quality debt securities.

Large-Cap Company Risk is the risk that established companies may be unable to respond quickly to new competitive challenges such as changes in consumer tastes or innovative smaller competitors. Investments in lesser-known, small and medium capitalization companies may be more vulnerable than larger, more established organizations.

**Investors should carefully consider the investment objectives, risks, charges and expenses of the Centerstone Funds. This and other important information about the Funds are contained in the prospectus, which can be obtained by calling 1.877.314.9006. The prospectus should be read carefully before investing. The Centerstone Funds are distributed by Northern Lights Distributors, LLC, Member FINRA/ SIPC. Centerstone Investors, LLC is not affiliated with Northern Lights Distributors, LLC.**